

How to Become a Member of EPC Community

Last updated April 26, 2010

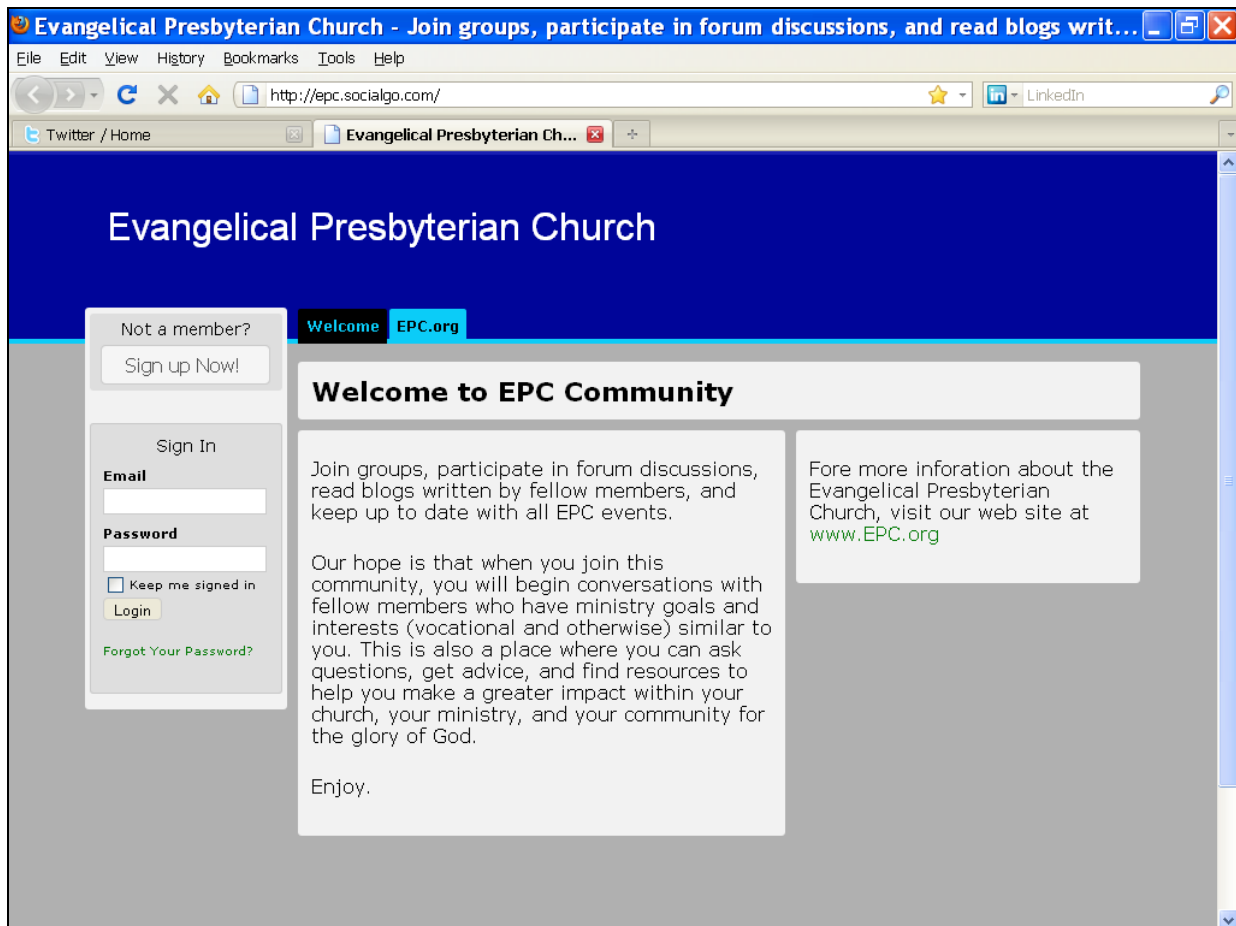
To further the EPC's goal of becoming a missional, connectional church body, we created an online (web-based) community – EPC Community. You are welcome to create a profile and begin building relationships with the other members of our denomination.

EPC Community is a place for you to begin conversations with people who have ministry goals and interests (vocational and otherwise) similar to you. This is place where you can ask questions, get advice, and find resources to help you within your church, your ministry, and your community.

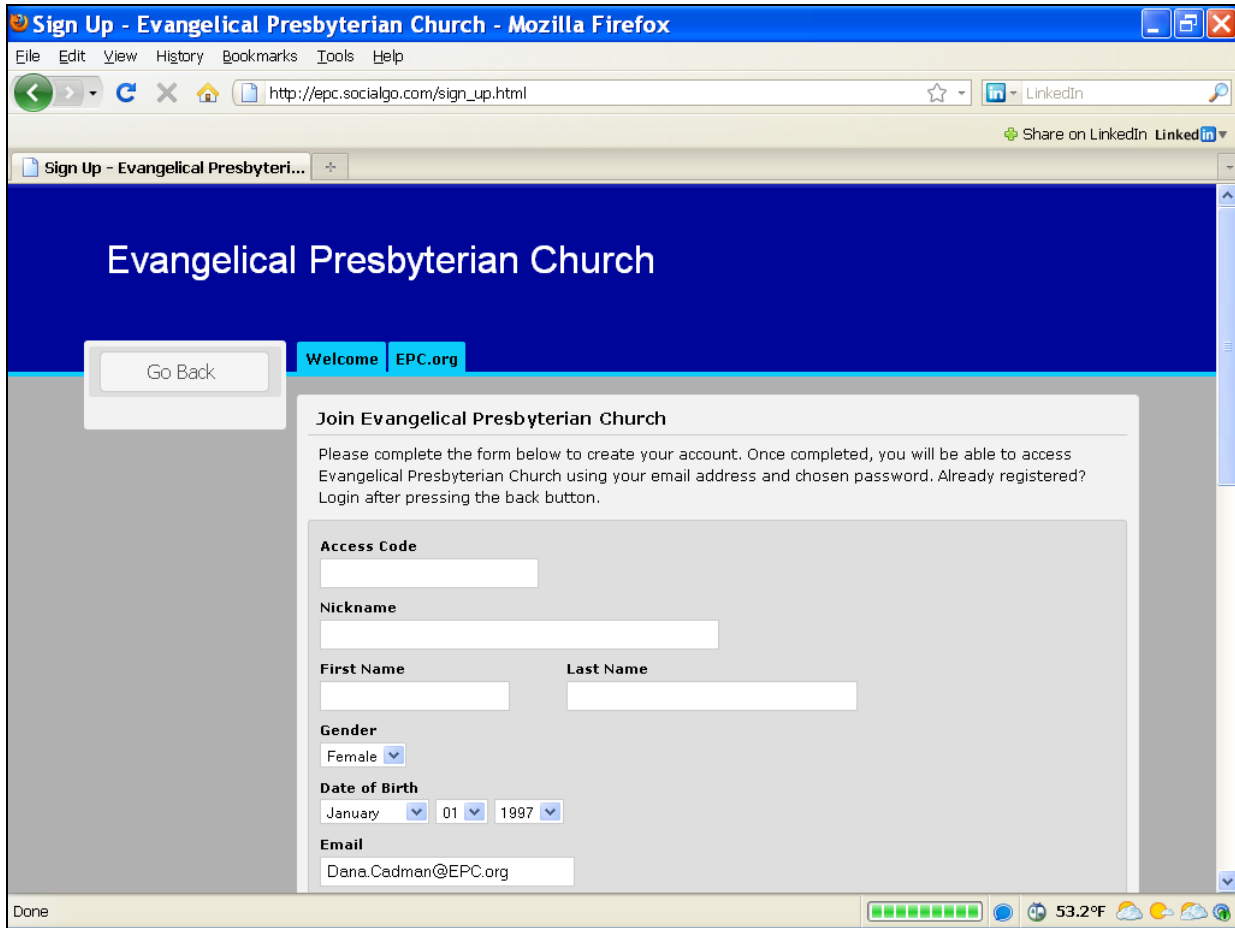
To create an account:

1. Start your Web browser and go to <http://EPC.SocialGo.com>.

The site displays.



2. Click the Sign up Now! button.
The registration page appears.



3. Provide the following information:
- a. Access Code: EPC1981 (case sensitive)
 - b. Nickname: How people refer to you.
 - c. First Name: As it appears on your driver's license.
 - d. Last Name: As it appears on your driver's license.
 - e. Gender: Select Female or Male.
 - f. Date of Birth: Select the month, day, and year.

Sign Up - Evangelical Presbyterian Church - Mozilla Firefox

File Edit View History Bookmarks Tools Help

http://epc.socialgo.com/sign_up.html

Share on LinkedIn LinkedIn

Sign Up - Evangelical Presbyter...

EPC1981

Nickname
Dena

First Name **Last Name**
Dena Cadman

Gender
Male

Date of Birth
December 01 1982

Email
DanaWriter@gmail.com

Password
••••••

Confirm Password
••••••

City (Optional)

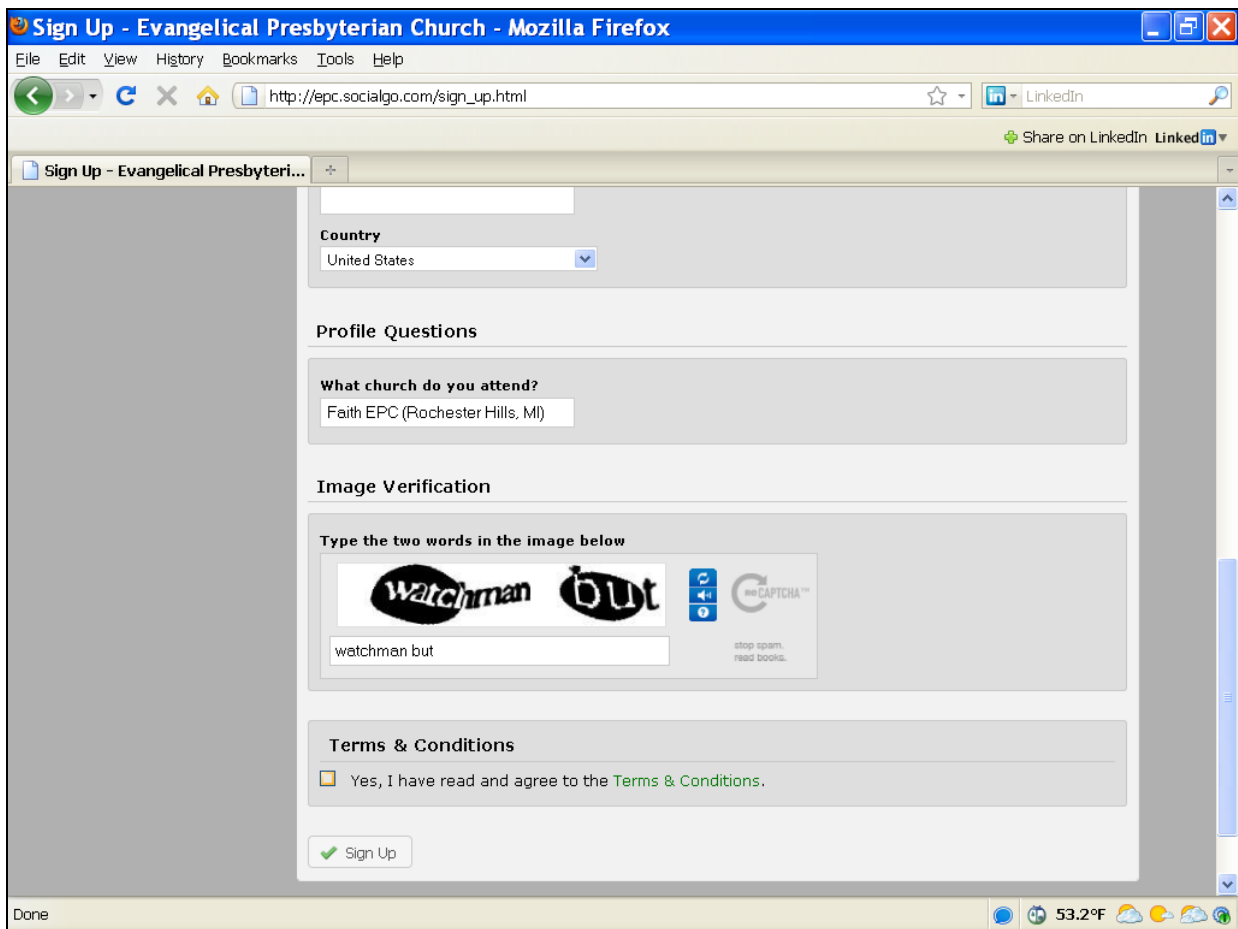
Country
United States

Profile Questions

What church do you attend?

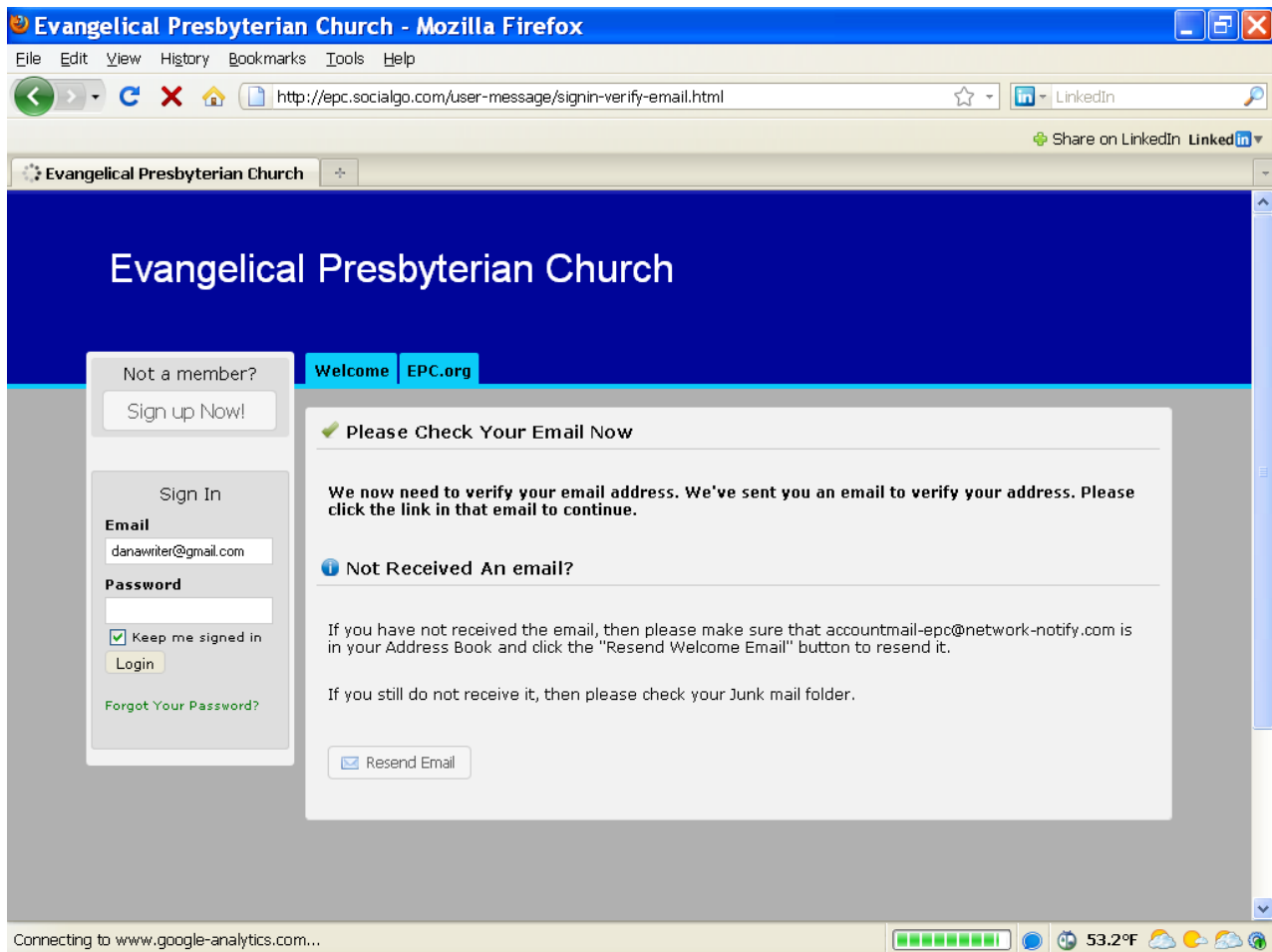
Done 53.2°F

- g. E-mail address: Church e-mail address if you have one, otherwise the e-mail address you use to stay in contact with your home church.
- h. Password: At least six characters.
- i. Confirm Password: Retype your password.
- j. City (optional): What city you live in.
- k. Country: What country you reside in, not which country you were born in.



- l. Which church do you attend: Enter the name of your church as it appears on the road sign or other marketing materials. If you have a common name, like "First Presbyterian" or "Faith", include the city and state in parenthesis.
 - m. Type in the two words in the image below: You must enter this. This CAPTCHA phrase is used to prevent spambots from creating accounts on our network.
4. Check the Terms & Conditions box.

5. Click the Sign up button.
The conformation page displays.



6. Check your e-mail (the one you used in step 4h for a conformation message. Look for a message from Evangelical Presbyterian Church. In that message is a link that says "Click here". When you click that link, your Web browser will open to <http://EPC.SocialGo.com> and you will be logged into your account.
7. To learn more about using EPC Community, watch the videos at <http://www.EPC.org/EPC-Community-Resources>.